



**Operation: New View:  
Community Action Agency**

**Head Start**

**2015 Annual Report**

David Barnes, Operation: New View  
Executive Director

Brenda Sullivan, Operation: New  
View Head Start Director

**Head Start Mission Statement**

Our Head Start Mission is to serve income eligible preschool children and their families by promoting education, self-esteem, socialization, health and community awareness, through screenings, developmentally appropriate experiences, nutritious meals and transportation.

Head Start receives funding from the U.S. Department of Health and Human Services, Administration for Children and Families. Our Head Start program is administered by Operation: New View Community Action Agency serving families in Delaware, Dubuque and Jackson Counties in the State of Iowa.

Administration Office  
1473 Central Avenue  
Dubuque, IA 52001  
(563)556-5130

[www.operationnewview.org](http://www.operationnewview.org)

Like us on Facebook

**Special points of interest**

- Funded Enrollment of 225 children
- 3 Classrooms in Delaware County
- 1 Classroom in Jackson County
- 2 Classrooms in Dubuque County
- 7 Classrooms in City of Dubuque

Fiscal Year 2015 Approved Budget

**Program Operating Funds**

Personnel	\$ 944,666
Fringe	\$ 427,760
Travel	----
Equipment	-----
Supplies	\$ 11,175
Contractual	\$ 65,250
Construction	-----
Other	\$ 141,460
In-Direct Cost	\$ <u>204,223</u>
<b>Total</b>	<b>\$1,794,534</b>

**Training/Technical Assistance Funds**

Personnel	\$ 8,733
Fringe	\$ 4,484
Travel	\$ 3,930
Equipment	-----
Supplies	\$ 649
Contractual	-----
Construction	-----
Other	\$ <u>10,125</u>
<b>Total</b>	<b>\$ 27,921</b>

Our funding of \$1,794,534 for program operations and the \$27,921 for Training and Technical Assistance is funded through the Department of Health and Human Services – Administration for Children and Families. Seventy-Six percent of the operating funds covers wages and fringe benefits for Head Start employees; the amount budget for supplies is 1% of the total grant. The supplies category covers classroom materials and supplies; Contractual is 3.6% of the budget. Contracts includes our contract with Regional Transit Authority, Visiting Nurse Association, WIC and Life Connections, each of which are needed to assist the parents and children we serve; under the “Other” category “8% of grant” we pay rent and utilities for our classroom locations; maintenance/repairs for each location; criminal background checks and fingerprinting of each perspective employee and current employees. In-Direct cost is what is paid to Operation: New View CAA for overseeing the Administrative side of Head Start, for positions such as Executive Director, Human Resources, and Fiscal Management, this amount is 11% of the grant. The \$27,921 for training and technical assistance is set to cover 47% of wages & fringe benefits for Head Start staff when their time is used towards planning and training of Head Start employees during in-service training throughout the year; 14% of this is budgeted for employees travel to and from travel; 2% is for supplies and or copy cost for in-service trainings; the remaining 36% is used to toward registrations and per diem for to attend trainings or attend school or online course work to earn for staff to meet their annual training requirements.

**NON-FEDERAL MATCH (In-Kind)**

Each year it becomes a struggle to reach our Non-Federal Match requirement, but with the support of parents/guardians, community members and businesses we have again been successful. We had 540 volunteers donating with over 850 transactions donating over 6056 hours of volunteer hours.

Transportation \$ 80,963.33	Volunteer Hours \$ 143,832.84
Materials \$ 14,717.52	Other \$31,173.97
Space \$ 171,845.01	

The Fiscal Year 2015 Audit was completed by Eide Bailly CPA's & Business Advisors from Dubuque, IA. The fiscal year for our Head Start grant award is November 1 thru October 31, The Operation: New View fiscal year runs October 1 thru September 30 each year. With the grants ending in different months the required annual audit is completed based on the Operation: New View funding year. Eide Bailly has audited Operation: New View CAA finance records for the past three years. With each audit, there were Federal deficiencies reported, but no material weakness, or opinion modifications.

**ENROLLMENT**

The total number of Head Start children we are funded to serve during the 2015 – 2016 school year was decrease by 25 from 250 we were funded to serve during the 2014—2015 school year. We served 242 children from 228 families during the 2015 – 2016 school year. There were 116 three-year-old children and 126 four-year-old children that attended Head Start. Forty Percent (96) of the children were enrolled for their 2<sup>nd</sup> year.

**Enrollment Based On Eligibility**

Based on Income eligibility (Below 100% Poverty level)	(152)	63%
Based on receipt of Public Assistance (TANF, SSI)	(42)	17%
Status as a Foster Child	(3)	1%
Status as Homeless	(3)	1%
Income between 101% and 130% of poverty level	(21)	9%
Over the 130% Poverty Income Level	(21)	9%

**Monthly Enrollment Percentages**

September 2015	92%
October 2015	91%
November 2015	90%
December 2015	90%
January 2016	92%
February 2016	92%
March 2016	93%
April 2016	91%
May 2016	89%

**Ethnicity/Race**

Of the 242 children enrolled during the 2015—2016 school year, 233 children were of non-Hispanic or non-Latino origin while 9 children did have a Hispanic or Latino origin ethnicity.

American Indian or Alaska Native	01	Native Hawaiian or Pacific Island	03
Asian	01	White	135
Black/African American	70	Biracial/Multi-Racial/Other	23

## Health Insurance

During the 2015—2016 school year, 242 children enrolled, 241 had health insurance.

Children enrolled with Medicaid	217
Children enrolled with Hawk-I	02
Children with Private Health Ins.	22
Children with No Health Ins.	01

### Dental

Our Head Start program partners with the Visiting Nurse Association Dental Hygienist, State of Iowa I-Smile Coordinators in Delaware, Dubuque and Jackson counties to provide dental exams and/or dental screenings with fluoride treatments to each child enrolled in our Head Start program. During the 2015—2016 school year, ninety percent (218) children received preventative dental care.

### Head Start Federal Monitoring Review

In April 2014, Operation: New View Community Action Agency's Head Start program received their triennial federal monitoring review. At the time of the review there were 5 areas of concern found. We were able to correct these areas within the 90-day period. The Administration of Children and Families in December 2014, our Head Start program Classroom Assessment Scoring System (CLASS) reviews fell into the lower 10% of all Head Start grantees nationwide also notified us.

With this scoring our program was placed on the Re-Competition list where we had to competitively write and apply for the federal funding to continue operating Head Start. The grant application was submitted for review in December 2015 and we received notification in June 2016, that our grant writing was successful and we would continue with our funding to operate Head Start to 225 children in Delaware, Dubuque and Jackson Counties.

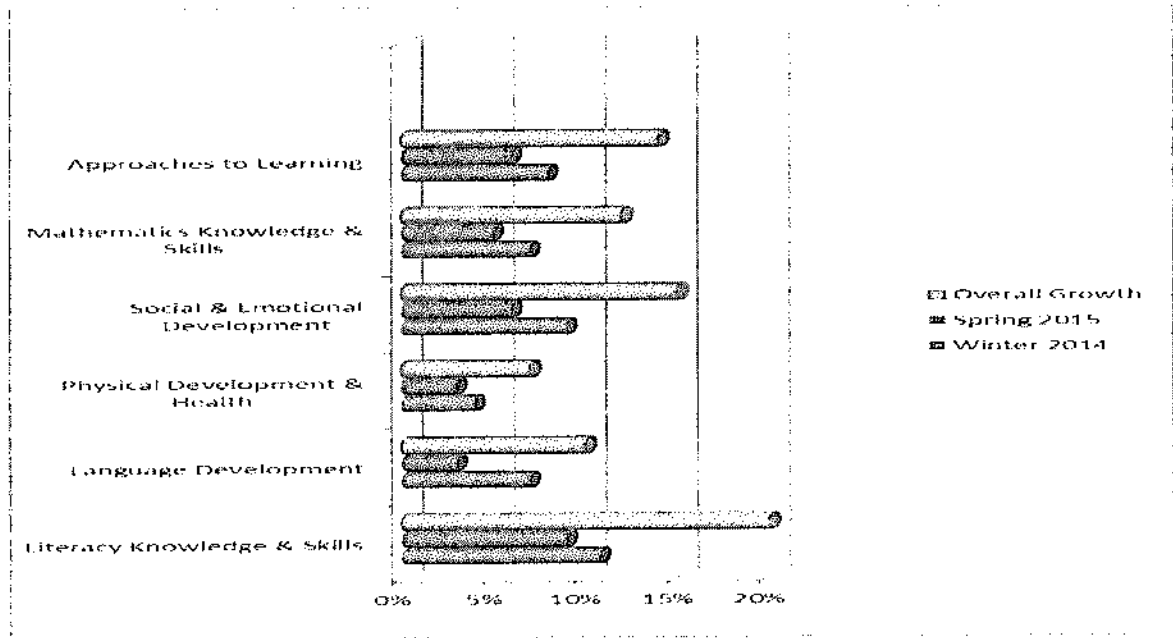
### HEAD START WORKS— STORY FROM A HEAD START PARENT.

"My son not only received academic support and encouragement from his experience at Head Start, such as ABC's and 123's, but Head Start also supported basic living morals such as proper eating etiquette, social manners, and basic self-sufficiency skills such as hanging up his own coat, learning to use zippers on jeans/pants and coats, and learning socially acceptable behaviors such as taking turns and respect of others and their spaces." Now that I had learned about Head Start through my son's attendance in the program I enrolled my daughter for 2 years. "The support, encouragement and early developmental screenings and service received during my daughters two years were very significant to her early development."

## Head Start School Readiness Goal

### Growth for 2014-2015

This chart represents the percentage of children in the fall and in the spring that are meeting or exceeding the school readiness goals. During the 2014-2015 school year, we recorded data for 208 children. The area with the highest growth was Literacy Knowledge & Skills the lowest area of growth was Physical Development & Health.

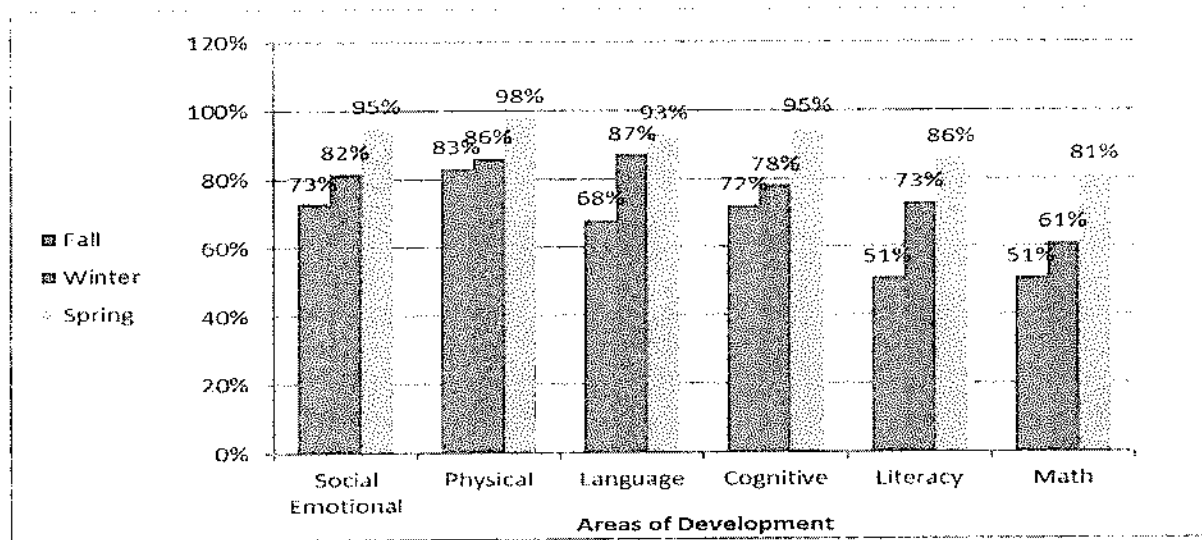


**Child Outcomes:** Head Start has focused on improving child outcomes. According to recent data, students have improved in several areas. The teaching staff completes the screening within the first forty-five days of entry to Head Start. In the areas of Social Emotional, Self-Help/Social Emotional Scales Growth for 2014 – 2015, the results showed that 185 three-year old's and 182 four/five-year old's were screened. For the Self-Help Scale, in the fall, 65% of the three year old is screened and 81% of the four/five-year olds screened were meeting or exceeding the average. By spring, 84% of the 3 year old's screened and 82.5% of four/five year old's screened were meeting or exceeding the average. In the fall of 2014, 104 three year old's and 102 four/five year old's were Screened using the Self-Help/Social Emotional Scales. In the spring 84% of the three year olds

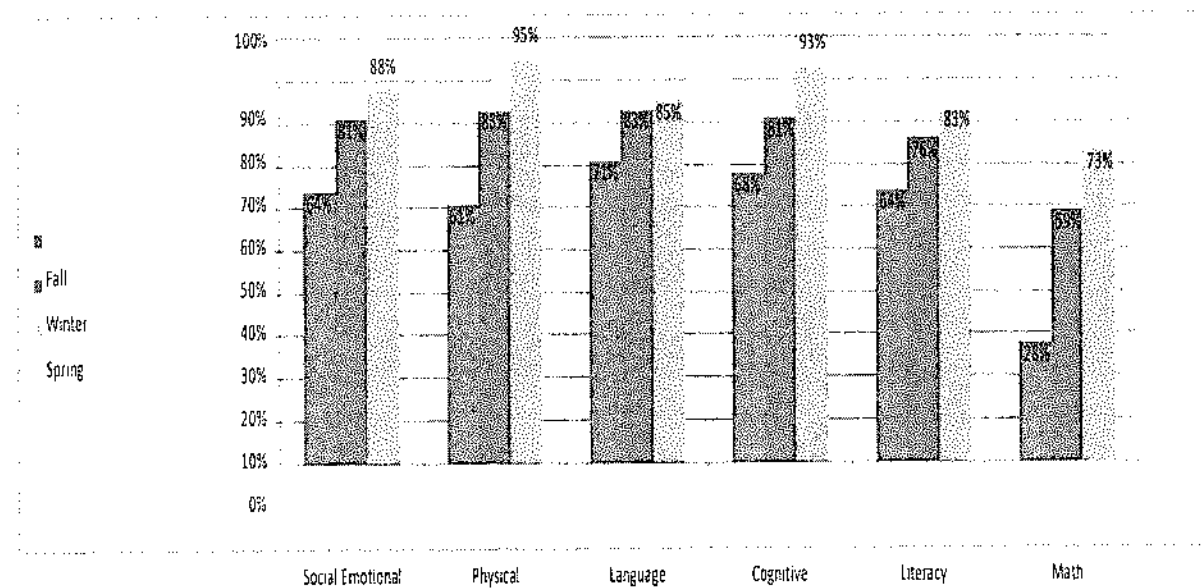
## Year of Change

The 2015 school year was a year of change and moving our program forward. With the assistance of Head Start staff, Head Start Parents and Policy Council members and the Operation: New View CAA Governing Board worked to update our program School Readiness Goals and Outcomes measures along with our Parent, Family, Community Engagement Framework.

This chart represents the percentage of three-year old's that are meeting or exceeding the goals in the following areas of development: Social Emotional, Physical, Language, Cognitive, Literacy, and Math. During the 2015-2016 school year data was recorded for 103 three year old's.



This chart represents the percentage of **four/five year olds** that are meeting or exceeding the goals in the following areas of development: Social Emotional, Physical, Language, Cognitive, Literacy, and Math. During the 2015-2016 school year data was recorded for 41 four/five year olds.



### **Head Start Locations**

#### **Bluff Street Head Start**

1499 Bluff Street  
Dubuque, IA 52001  
14 -3 year olds  
8:30 - 2:00  
(563)557-5516

#### **Earlville Head Start**

Earlville Elementary  
226 Prospect  
Earlville, IA 52237  
18 Children  
8:15 - 3:15  
(563)923-3225

#### **Dyersville Head Start**

750 5<sup>th</sup> Street NW  
Dyersville, IA 52040  
16 Children  
8:15 - 3:15  
(563)875-7513

#### **Epworth Head Start**

Epworth Early Childhood Center 16 Children  
110 Bierman Road  
Epworth, IA 52045  
8:30 - 2:30  
(563)876-9076

#### **Manchester I Head Start**

412 Lincoln Street  
Manchester, IA 52057  
18 Children  
8:30 - 3:30  
(563)927-3342

#### **Maquoketa Head Start** 20 children

904 E. Quarry  
Maquoketa, IA 52060  
8:30 – 3:30  
(563)652-3814

#### **New View” Head Start**

10502 St. Joseph Drive  
Dubuque, IA 52003  
18 children  
8:45 – 3:45  
(563)583-1365

#### **Prescott Head Start**

Prescott Elementary School  
1248 White Street  
Dubuque, IA 52001  
18 Children  
8:15 - 2:15  
(563)552-4238  
(563)552-4177

#### **Engine House 1 Head Start**

1805 Central Avenue  
Dubuque, IA 52001  
20 Children  
8:15 – 2:15  
(563)557-5515

#### **St. Mark Head Start**

St. Mark Community Center  
1201 Locust  
6Dubuque, IA 52001  
15 Children  
8:30 - 2:30  
(563)583-0549

#### **Westminster I & II Head Start**

**Westminster Presbyterian Church** 34 Children

2155 University Avenue  
Dubuque, IA 52001  
(563)556-6536  
West I 8:15 - 2:15 17 children  
West 2 8:15 - 2:15 17 children

#### **Westside Head Start**

4135 Pennsylvania Avenue Ste B  
Dubuque, IA 52002  
(563)587-8297  
18 Children  
8:15 – 3:15